



ATTALLA CITY

SCHOOL SYSTEM SNAPSHOT: 2021 EDITION*

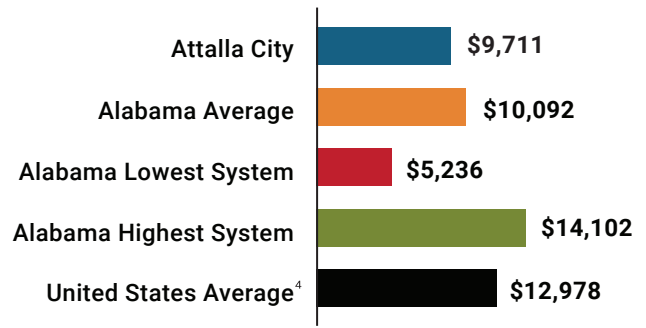
101 Case Avenue | Attalla, AL 35954 | (256) 538-8051

Superintendent Jeff Colegrove
Board Members Deborah A. Dixon, Jack D. Smith, Gary A. Huff, Joey Nance, Allen Snow

\$1,103,792
 Cost of One Month's Operation/General Fund

1.24
 Number of Months Reserve Balance

Total Per-Pupil Expenditures (PPE)

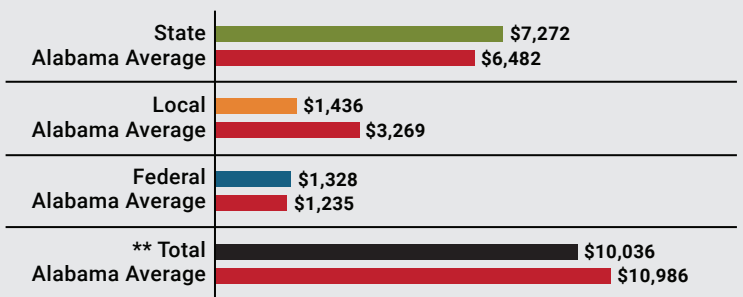


By the Numbers

- Schools¹** 3
- Students/ADM²** 1,554
- Free & Reduced Lunch** 67%
- Community Eligibility Program** 42%
- Number of Route Buses³** 12
 - Buses 10 yrs. old or less 67%
 - Students Bused 500
- Full-Time Employees** 190
 - Teachers 104
 - Principals/Assistant Principals 6
 - Counselors 4
 - Librarians 3
 - Other Certified Employees 5
 - Support Personnel 68

Per-Pupil Revenue Sources

Attalla City Revenue Sources



30
STATE RANK

133
LOCAL RANK

61
FEDERAL RANK

OVERALL SYSTEM RANK 114

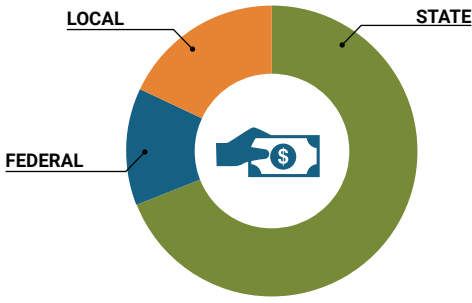
** Total Revenue Among 137 School Systems

¹ Schools with enrollment, including Alternative and Career Technical Education
² Average Daily Membership
³ Data collected in FY19 and used for FY21 funding
⁴ 2019-2020 NEA Rankings of the States

* THIS REPORT INCLUDES FISCAL YEAR 2019 DATA

School System Revenue

How was your school system funded?¹



\$11,300,359	STATE	69%
\$2,064,058	FEDERAL	13%
\$2,940,167	LOCAL	18%
<u>\$469,930</u>	Local 10-Mill Match	
\$2,470,237	AVAILABLE LOCAL REVENUE	

VALUE OF 1-MILL For Your School System

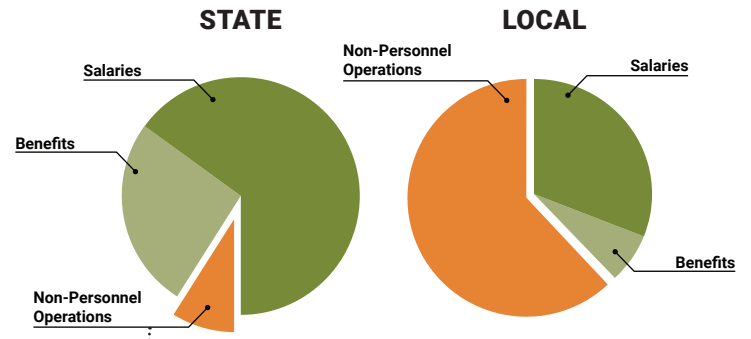


School System Spending

How did your school system spend state & local dollars?¹

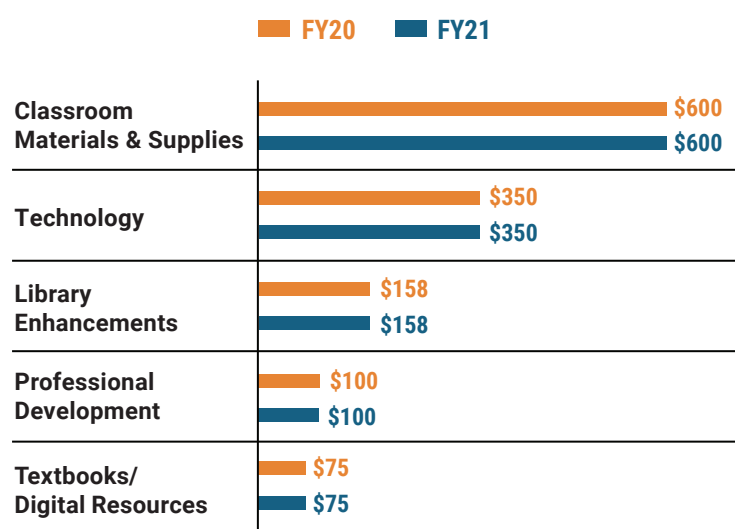
	STATE SPENDING ^{2,3}	LOCAL SPENDING ²
Salaries	\$7,244,938	\$624,399
Benefits	\$2,877,966	\$149,393
Non-Personnel Operations	\$946,359	\$1,251,767
TOTAL	\$11,069,263	\$2,025,559

¹ Revenues and expenditures may contain nominal variances
² Does not include debt service or capital outlay
³ Includes 10-mill match
⁴ Such as utilities, operations & maintenance, etc.

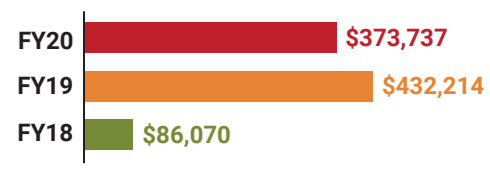


Only 9% of state funding is available for non-personnel expenditures⁴

Instructional Support



Educational Advancement & Technology Fund⁵



⁵ These one-time supplemental funds may be used for repairs and deferred maintenance, classroom instructional supplies, insurance for facilities, transportation, technology and school safety measures.

System Debt

TOTAL DEBT⁶	DEBT PER STUDENT
\$13,477,771	\$8,673

⁶ The debt totals in system audit reports may differ due to audit adjustments.



Sally Smith, J.D.
Executive Director

Lissa Tucker, J.D.
Director of Government Relations

43 South Jackson Street
Montgomery, Alabama 36104

1-800-562-0601 | AlabamaSchoolBoards.org

@AlaSchoolBoards | [Facebook.com/AlabamaSchoolBoards](https://www.facebook.com/AlabamaSchoolBoards)